






FS 3500 G

[Overview](#) [Features](#) [Specifications](#) [Accessories](#) [Media](#) [Where To Buy](#)

FS 3500 G is a self-propelled floor saw ideal for small to medium patch and service jobs. Equipped with a 275 kW Kohler gasoline engine. It is lightweight, low profiled, easy to manoeuvre and service. The Poly-V belt together with a self-adjusting belt tensioner ensures stable power levels at the blade shaft. Cutting depth capacity up to 311 mm with a 750 mm diamond blade. Comes standard with adjustable handle bars, engine tachometer and hour meter. Water pump kit and light kit available as options.

-  Cutting depth, max **262 mm**
-  Output power (As rated by the engine/motor manufacturer) **275 kW**
-  Blade diameter, max **650 mm**


Select product variant

FLOOR SAW FS 3500 G 37 hp | 650mm | CE | Kohler - 967 62 13-06 

Article number: FLOOR SAW FS 3500 G 37 hp | 650mm | CE | Kohler - 967 62 13-06

Get quote 

Our local salesman can give you **price quotes**, **book a demo** or **give you a call** to talk more.

Add to wish list 

[Spare parts](#) | [Manuals](#)



Engine

Output power (As rated by the engine/motor manufacturer)	275 kW
Output power at tool shaft	216 kW
Engine cooling	Air
Fuel tank volume	6.3 l
Cylinders	2
Number of strokes	4-stroke engine

Transmission

Transmission speed reverse	25 m/min
Transmission speed forward	51 m/min

Cutting equipment

Arbor diameter	25.4 mm
Blade depth control	Electric hydraulic
Blade diameter, max	650 mm
Cutting depth, max	262 mm

Dimensions

Product size length	1168 mm
Product size width	807 mm
Product size height	1152 mm
Weight	450 kg